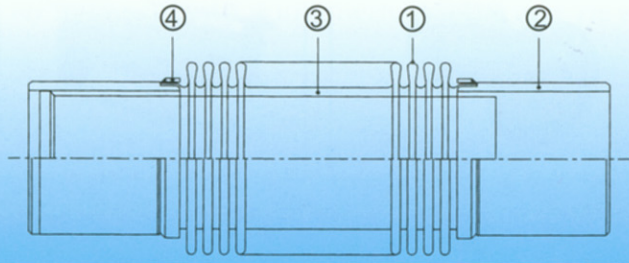


商佑不銹鋼伸縮接頭

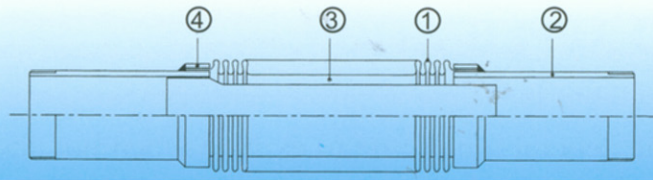
STAINLESS STEEL EXPANSION JOINT

▲SF-250 系列

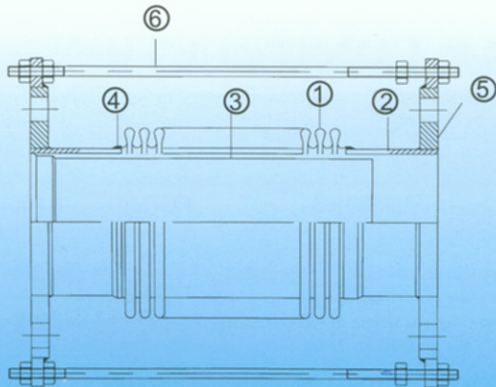
SF-250SP端管焊接附內筒 (With sleeve)(For weld)



SF-250ST管牙型(P.T. or N.P.T.)



SF-250SG法蘭型附內筒

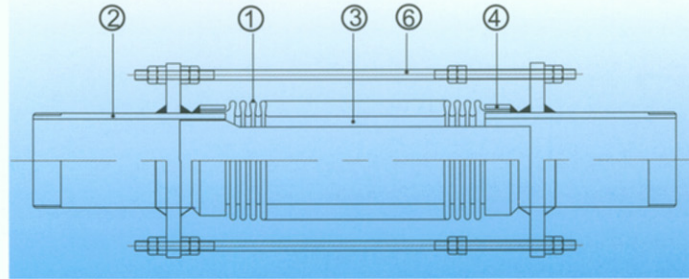


SF-250

◎ 應用

適用於一般管路之熱脹冷縮的位移補償。

SF-250STG管牙型 附設限拉桿



◎ 構件 CONSTRUCTION

ITEM	PARTS	MATERIAL	REMARK
1	BELLOWS	SUS304	SUS316
2	TUBE	SGP	SUS304
3	INTERNAL SLEEVE	SUS304	
4	SEAL RING	SUS304	
5	FLANGES	SS400	SUS304/SUS316
6	TIE RODS	SS-41	SUS304

FLANGES TYPE : JIS , ANSI , BS , DIN

※在室外或較惡劣的環境，可製作外筒保護或加設限螺桿。

※ With the External Protection Cover and Tie Rod is Acceptable.

◎ SF-250 系列性能規格表 SPECIFICATION

◎ 下述工作壓力以常溫25°C為基準

Nominal Bore 口徑		Total Length 總長度	Bellows		Axial Movement 伸縮量		Effective Area 流體面積	Working Pressure 工作壓力
mm	Ins		O.D. 外徑	Corr's No. 山數	mm			
15	1/2	250	25	36	+5	-25	5.4	10
20	3/4	250	32	31	+5	-25	5.4	10
25	1	250	38	28	+5	-25	8.2	10
32	1-1/4	350	49	36	+10	-40	18.6	10
40	1-1/2	350	60	32	+10	-40	22.2	10
50	2	350	78	24	+10	-40	34.5	10
65	2-1/2	350	92	20	+10	-40	52.5	10
80	3	350	108	20	+10	-40	71.2	10
100	4	350	132	16	+10	-40	110.5	10
125	5	350	163	15	+10	-40	168.7	10
150	6	350	190	14	+10	-40	233.9	10
200	8	350	252	13	+10	-40	389.1	10
250	10	350	315	12	+10	-40	592.2	10
300	12	350	366	12	+10	-40	829.7	10
350	14	350	395	9	+10	-40	1102	10
400	16	350	460	9	+10	-40	1464	10
450	18	350	510	9	+10	-40	1829	10
500	20	350	561	9	+10	-40	2235	10
600	24	350	663	9	+10	-40	3167	10

※SF-250ST及SF-250SP加設時，長度+ mm。 ※ Increase to install the SF-250ST and SF-250SP, the length have to be"+ mm".